



# Manage and optimize scanned hardcopies

## Scan to Network Premium


### Business Challenge:

Capturing, enhancing and routing digital images of paper documents in a more convenient and efficient way.

### Lexmark's Solution:

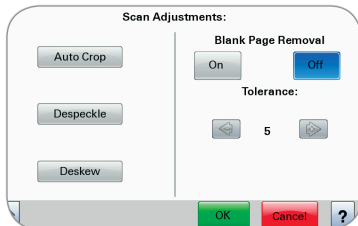
Scan to Network Premium allows you to preview, enhance and index images of scanned hardcopies, then route them to a shared network folder. Using the intuitive touch screen, you have the ability to create high-quality images and confirm their delivery directly from the Lexmark MFP device.

## Features



### Despeckle

Clean up images by removing artifacts left from photocopying or textured papers.




### Blank page removal

Reduce the size of image files automatically.



### Delivery verification

Thumbnail images provide verification that a document was scanned and delivered.



### Indexing options

Enter it manually using on-screen prompts, extract data embedded in bar codes, or employ a combination of both.

### Ideal for:

- Medical providers
- Law offices
- Retailers
- Banks, insurance agencies
- Tax, accounting and financial advisors
- Schools

### What are the advantages of Scan to Network Premium?

#### Easy to use

- Intuitive touch screen design
- No computer desktop required

#### Enhances efficiency

- Route files quickly
- Receive delivery confirmations
- Optional advanced indexing

#### Ensures quality

- Preview before routing
- Clean up and manipulate images easily